



PSC-WERKZEUGAUFNAHMEN

PSC TOOL HOLDERS



ER Spannzangenfutter
ER Collet chucks

6-7



Ultra-Kraftspannfutter
Ultra Clamping Chuck

7



Fräseraufnahme
End mill holder

8



Bohrstangenhalter
Boring bar holder

9



Messerkopfaufnahme
Shell mill holder

10



Gewindeschneidfutter mit Zug-/Druckausgleich
Tapping Chuck with Axial Compensation

11-12



Synchro-Gewindeschneidfutter
Synchro Tapping Chuck

13-15



Bohrstangenrohling
Blank Toolholder

16



Kontrolldorn Polygon-Aufnahme
Test Arbor Polygon Shank

17



Schrumpffutter
Shrink chuck

18-20



Hydro-Dehnspannfutter
Hydraulic expansion chucks

21



Polygonschaft-Verlängerung
Polygon Shank Extension

23



Polygonschaft-Reduzierung
Polygon Shaft Reduction

24



Verlängerung mit Schnellwechsel-Polygonschaft
Extension Adaptor with Quick-Change Polygon Shank

25



Reduzierung ISO 7388-1 SK AD/B Polygon-Aufnahme
Reduction ISO 7388-1 SK AD/B Polygon Shank

26



Reduzierung ISO 7388-2 BT auf Polygon-Aufnahme
Reduction ISO 7388-2 BT to Polygon Shank

27



Reduzierung Plananlage BT auf Polygon-Aufnahme
Reduction Face Contact BT to Polygon Shank

27



Reduzierung HSK DIN69893 Polygon-Aufnahme
Reduction HSK DIN69893 Polygon Shank

29



Drehhalter mit Pratzenklemmung Multifunktionell
Turning Tool Holders - Multifunctional

30



Drehhalter mit Pratzenklemmung
Turning Tool with Top Clamping

32-37



Drehhalter mit Pratzenklemmung - Multifunktionell
Turning Tool Holders - Multifunctional

37



Drehhalter mit Kniehebelklemmung
Turning Tool with Lever Lock Clamping

38-39



Drehhalter mit Schraubenklemmung
Turning Tool with Screw Clamping

40-43



Bohrstange mit Schraubenklemmung
Boring Bar with Screw clamping

45



Gewindedrehhalter Außen
Turning Tool Holder External Threading

46



Gewindedrehhalter Innen
Turning Tool Holder Internal Threading

46



Rechteckiger Schaftadapter
Rectangular shank adaptors

47



Axial-Werkzeughalter
Axial Toolholder

48



Axial Abstechmeißelhalter
Axial Toolholder for cut off Tools

48

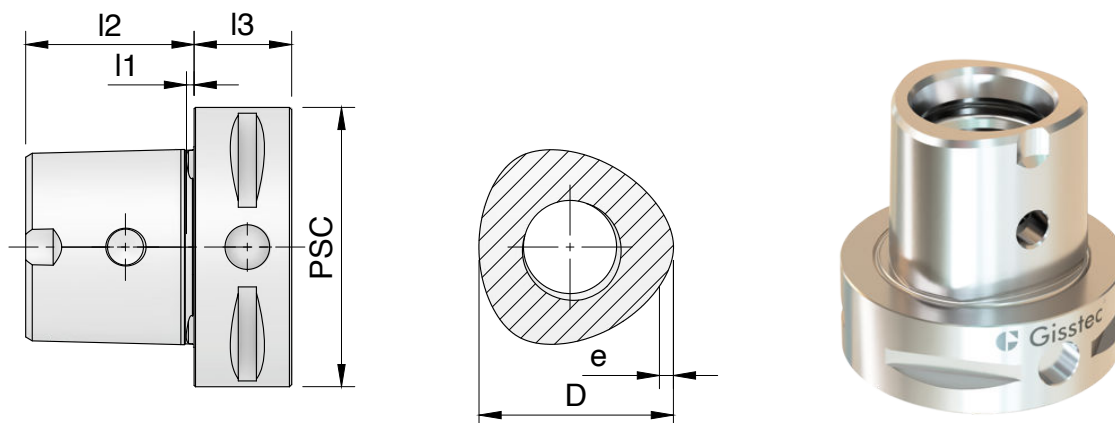


Zubehör
Accessories

49



ISO 26623-1
 Polygonschaft (PSC)



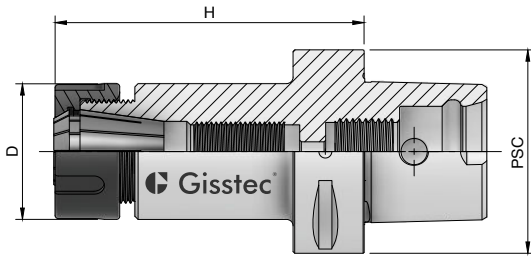
PSC	Größe / Size	D	e	l1	l2	l3
40	PSC40	28	0,90	2,50	24	20
50	PSC50	35	1,12	3,00	30	20
63	PSC63	44	1,40	3,00	38	22
80	PSC80	55	2,00	3,00	48	30

Werkstoff Legierter Einsatzstahl mit einer Zugfestigkeit im Kern von min. 950 N/mm²
Ausführung Einsatzgehärtet HRC 58 ± 2 Härtetiefe 0,6 mm + 0,2 mm
Genauigkeit Kegelwinkel - Toleranzqualität AT3. Rauheit Ra < 0.2

Material Case hardened steel, tensile strength in the core min. 950 N/mm²
Technical Info Case hardened HRC 58 ± 2 depth of case 0,6 mm + 0,2 mm
Accuracy Cone angle AT3 according. Roughness Ra < 0.2

ISO 26623-1 Polygonschaft (PSC)

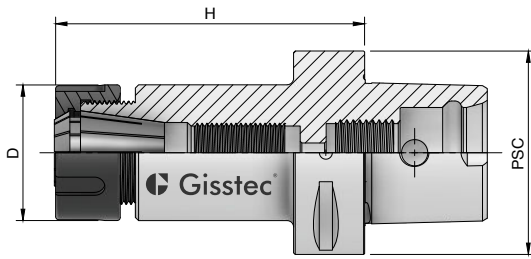
G2,5
25 000
min⁻¹ / RPM



Bestell-Nr. Order No.	Bezeichnung Description	Spannbereich Capacity	PSC	H	D
GC40.02.110	PSC40 H70 ER16	1-10	40	70	28
GC40.02.116	PSC40 H52 ER25	1-16	40	52	42
GC40.02.120	PSC40 H54 ER32	2-20	40	54	50
GC50.02.110	PSC50 H55 ER16	1-10	50	55	28
GC50.02.210	PSC50 H100 ER16	1-10	50	100	28
GC50.02.116	PSC50 H55 ER25	1-16	50	55	42
GC50.02.216	PSC50 H100 ER25	1-16	50	100	42
GC50.02.120	PSC50 H57 ER32	2-20	50	57	50
GC50.02.220	PSC50 H100 ER32	2-20	50	100	50
GC63.02.110	PSC63 H60 ER16	1-10	63	60	28
GC63.02.210	PSC63 H100 ER16	1-10	63	100	28
GC63.02.310	PSC63 H130 ER16	1-10	63	130	28
GC63.02.116	PSC63 H60 ER25	1-16	63	60	42
GC63.02.216	PSC63 H100 ER25	1-16	63	100	42
GC63.02.316	PSC63 H130 ER25	1-16	63	130	42
GC63.02.416	PSC63 H160 ER25	1-16	63	160	42
GC63.02.120	PSC63 H60 ER32	2-20	63	60	50
GC63.02.220	PSC63 H100 ER32	2-20	63	100	50
GC63.02.320	PSC63 H130 ER32	2-20	63	130	52
GC63.02.420	PSC63 H160 ER32	2-20	63	160	52
GC63.02.126	PSC63 H65 ER40	3-26	63	65	63
GC63.02.226	PSC63 H130 ER40	3-26	63	130	63

ISO 26623-1 Polygonschaft (PSC)

G2,5
25 000
min⁻¹ / RPM

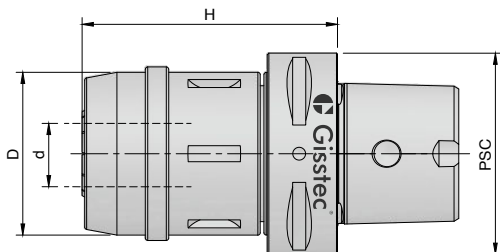


Bestell-Nr. Order No.	Bezeichnung Description	Spannbereich Capacity	PSC	H	D
GC80.02.210	PSC80 H100 ER16	1-10	80	100	28
GC80.02.116	PSC80 H70 ER25	1-16	80	70	42
GC80.02.216	PSC80 H100 ER25	1-16	80	100	42
GC80.02.316	PSC80 H130 ER25	1-16	80	130	42
GC80.02.416	PSC80 H160 ER25	1-16	80	160	42
GC80.02.120	PSC80 H70 ER32	2-20	80	70	50
GC80.02.220	PSC80 H100 ER32	2-20	80	100	50
GC80.02.320	PSC80 H130 ER32	2-20	80	130	50
GC80.02.420	PSC80 H160 ER32	2-20	80	160	50
GC80.02.126	PSC80 H70 ER40	3-26	80	70	63

Ultra-Kraftspannfutter
Ultra Clamping Chuck

ISO 26623-1 Polygonschaft (PSC)

G2,5
25 000
min⁻¹ / RPM

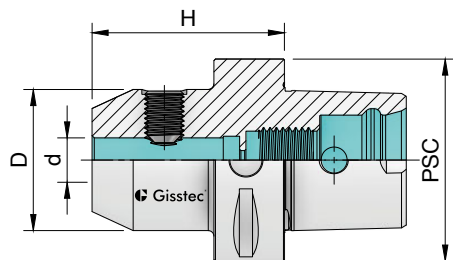


< 0,003 mm
Rundlauf
Runout

Bestell-Nr. Order No.	PSC	H	d	D	Hohe Spannkraft High Clamping Power
C63.3U.120	C63	80	20	50	1000 Nm
C63.3U.132	C63	100	32	67	1750 Nm
C80.3U.120	C80	87	20	50	1000 Nm
C80.3U.132	C80	96	32	67	1750 Nm

ISO 26623-1 Polygonschaft (PSC)

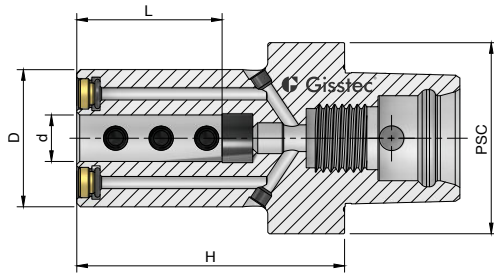
G2,5
25 000
min⁻¹ / RPM



Bestell-Nr. Order No.	Abmessungen Dimensions	PSC	H	d	D
GC40.04.106	PSC40 H50 d06	40	50	6	25
GC40.04.108	PSC40 H50 d08	40	50	8	28
GC40.04.110	PSC40 H50 d10	40	50	10	35
GC40.04.112	PSC40 H55 d12	40	55	12	42
GC40.04.114	PSC40 H55 d14	40	55	14	44
GC40.04.116	PSC40 H55 d16	40	55	16	48
GC50.04.106	PSC50 H50 d06	50	50	6	25
GC50.04.108	PSC50 H50 d08	50	50	8	28
GC50.04.110	PSC50 H50 d10	50	50	10	35
GC50.04.112	PSC50 H60 d12	50	60	12	42
GC50.04.114	PSC50 H60 d14	50	60	14	44
GC50.04.116	PSC50 H60 d16	50	60	16	48
GC50.04.118	PSC50 H60 d18	50	60	18	50
GC50.04.120	PSC50 H60 d20	50	60	20	52
GC50.04.125	PSC50 H80 d25	50	80	25	65
GC63.04.106	PSC63 H55 d06	63	55	6	25
GC63.04.108	PSC63 H55 d08	63	55	8	28
GC63.04.110	PSC63 H60 d10	63	60	10	35
GC63.04.112	PSC63 H60 d12	63	60	12	42
GC63.04.114	PSC63 H60 d14	63	60	14	44
GC63.04.116	PSC63 H65 d16	63	65	16	48
GC63.04.118	PSC63 H65 d18	63	65	18	50
GC63.04.120	PSC63 H65 d20	63	65	20	52
GC63.04.125	PSC63 H80 d25	63	80	25	65
GC63.04.132	PSC63 H90 d32	63	90	32	72
GC63.04.140	PSC63 H100 d40	63	100	40	90
GC80.04.106	PSC80 H70 d06	80	70	6	25
GC80.04.108	PSC80 H70 d08	80	70	8	28
GC80.04.110	PSC80 H70 d10	80	70	10	35
GC80.04.112	PSC80 H70 d12	80	70	12	42
GC80.04.114	PSC80 H70 d14	80	70	14	44
GC80.04.116	PSC80 H70 d16	80	70	16	48
GC80.04.118	PSC80 H70 d18	80	70	18	50
GC80.04.120	PSC80 H70 d20	80	70	20	52
GC80.04.125	PSC80 H80 d25	80	80	25	65
GC80.04.132	PSC80 H80 d32	80	80	32	72
GC80.04.140	PSC80 H110 d40	80	110	40	90

ISO 26623-1 Polygonschaft (PSC)

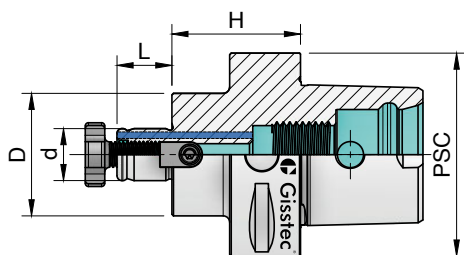
mit Kühlmittelbohrungen
with Coolant Channels



Bestell-Nr. Order No.	Abmessungen Dimensions	PSC	H	d	D	L
GC40.52.106	PSC40 E2 H60 d06	40	60	6	30	42
GC40.52.108	PSC40 E2 H60 d08	40	60	8	32	42
GC40.52.110	PSC40 E2 H60 d10	40	60	10	34	42
GC40.52.112	PSC40 E2 H65 d12	40	65	12	36	46
GC40.52.116	PSC40 E2 H70 d16	40	70	16	40	49
GC50.52.106	PSC50 E2 H65 d06	50	65	6	30	35
GC50.52.108	PSC50 E2 H65 d08	50	65	8	32	37
GC50.52.110	PSC50 E2 H65 d10	50	65	10	34	42
GC50.52.112	PSC50 E2 H70 d12	50	70	12	36	46
GC50.52.116	PSC50 E2 H70 d16	50	70	16	40	49
GC50.52.120	PSC50 E2 H75 d20	50	75	20	45	51
GC50.52.125	PSC50 E2 H80 d25	50	80	25	54	54
GC63.52.106	PSC63 E2 H65 d06	63	65	6	30	35
GC63.52.108	PSC63 E2 H65 d08	63	65	8	32	37
GC63.52.110	PSC63 E2 H70 d10	63	70	10	34	42
GC63.52.112	PSC63 E2 H70 d12	63	70	12	36	46
GC63.52.116	PSC63 E2 H75 d16	63	75	16	40	49
GC63.52.120	PSC63 E2 H80 d20	63	80	20	50	51
GC63.52.125	PSC63 E2 H85 d25	63	85	25	50	54
GC63.52.132	PSC63 E2 H85 d32	63	85	32	52	62
GC63.52.140	PSC63 E2 H95 d40	63	95	40	63	72
GC80.52.108	PSC80 E2 H70 d08	80	70	8	32	37
GC80.52.110	PSC80 E2 H70 d10	80	70	10	34	42
GC80.52.112	PSC80 E2 H70 d12	80	70	12	36	46
GC80.52.116	PSC80 E2 H70 d16	80	70	16	40	49
GC80.52.120	PSC80 E2 H75 d20	80	75	20	50	51
GC80.52.125	PSC80 E2 H85 d25	80	85	25	50	57

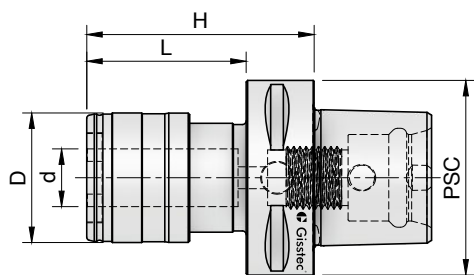
ISO 26623-1 Polygonschaft (PSC)

G2,5
25 000
min⁻¹ / RPM

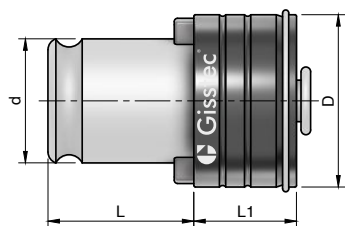


Bestell-Nr. Order No.	Abmessungen Dimensions	PSC	H	d	D	L
GC40.11.116	PSC40 H35 d16 IK	40	35	16	28	17
GC40.11.122	PSC40 H25 d22 IK	40	25	22	48	19
GC50.11.116	PSC50 H35 d16 IK	50	35	16	38	17
GC50.11.122	PSC50 H25 d22 IK	50	25	22	48	19
GC50.11.127	PSC50 H25 d27 IK	50	25	27	56	21
GC50.11.132	PSC50 H40 d32 IK	50	40	32	63	24
GC63.11.116	PSC63 H40 d16 IK	63	40	16	38	17
GC63.11.122	PSC63 H25 d22 IK	63	25	22	48	19
GC63.11.127	PSC63 H25 d27 IK	63	25	27	56	21
GC63.11.132	PSC63 H25 d32 IK	63	25	32	63	24
GC63.11.140	PSC63 H50 d40 IK	63	50	40	87	27
GC80.11.116	PSC80 H50 d16 IK	80	50	16	38	17
GC80.11.122	PSC80 H30 d22 IK	80	30	22	48	19
GC80.11.127	PSC80 H30 d27 IK	80	30	27	56	21
GC80.11.132	PSC80 H30 d32 IK	80	30	32	63	24
GC80.11.140	PSC80 H60 d40 IK	80	60	40	87	27

ISO 26623-1 Polygonschaft (PSC)

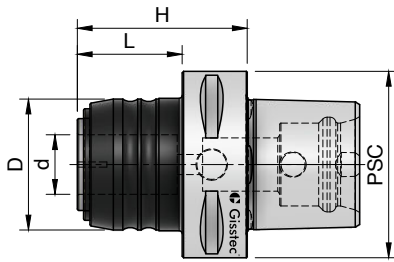


Bestell-Nr. Order No.	Abmessungen Dimensions	Spannbereich Capacity	PSC	H	d	D	L	Druck-zug Comp.-Ext.
GC40.16.112	PSC40 H68 GR1	M3-M12	40	68	19	41	48	7,5 - 7,5
GC40.16.120	PSC40 H91 GR2	M6-M20	40	91	31	60	71	10 - 10
GC50.16.112	PSC50 H68 GR1	M3-M12	50	68	19	41	48	7,5 - 7,5
GC50.16.120	PSC50 H91 GR2	M6-M20	50	91	31	60	71	10 - 10
GC63.16.112	PSC63 H73 GR1	M3-M12	63	73	19	41	51	7,5 - 7,5
GC63.16.120	PSC63 H97 GR2	M6-M20	63	97	31	60	75	10 - 10
GC63.16.133	PSC63 H146 GR3	M14-M33	63	146	48	86	124	17,5 - 17,5
GC80.16.112	PSC80 H75 GR1	M3-M12	80	75	19	41	45	7,5 - 7,5
GC80.16.120	PSC80 H93,5 GR2	M6-M20	80	93,5	31	60	60	10 - 10
GC80.16.133	PSC80 H137 GR3	M14-M33	80	137	48	86	107	17,5 - 17,5



Bestell-Nr. Order No.	Abmessungen Dimensions	d	D	L	L1	M	Ø	Quadrat Square	DIN
116.11.3527	KTE1 3,5 M3	19	32	25	21,5	M 3	3,5	2,7	371
116.11.4534	KTE1 4,5 M4	19	32	25	21,5	M 4	4,5	3,4	371
116.11.649	KTE1 6 M5-M6	19	32	25	21,5	M 5	6	4,9	371
116.11.862	KTE1 8 M8	19	32	25	21,5	M 8	8	6,2	371
116.11.755	KTE1 7 M10	19	32	25	21,5	M10	7	5,5	376
116.11.108	KTE1 10 M10	19	32	25	21,5	M10	10	8	371
116.11.97	KTE1 9 M12	19	32	25	21,5	M12	9	7	376
116.11.119	KTE1 11 M14	19	32	25	21,5	M14	11	9	376
116.12.649	KTE2 6 M6	31	50	34	35	M 6	6	4,9	371
116.12.862	KTE2 8 M8	31	50	34	35	M 8	8	6,2	371
116.12.755	KTE2 7 M10	31	50	34	35	M10	7	5,5	376
116.12.108	KTE2 10 M10	31	50	34	35	M10	10	8	371
116.12.97	KTE2 9 M12	31	50	34	35	M12	9	7	376
116.12.119	KTE2 11 M14	31	50	34	35	M14	11	9	376
116.12.129	KTE2 12 M16	31	50	34	35	M16	12	9	376
116.12.1411	KTE2 14 M18	31	50	34	35	M18	14	11	376
116.12.1612	KTE2 16 M20	31	50	34	35	M20	16	12	376
116.12.1814	KTE2 18 M24	31	50	34	35	M24	18	14,5	376
116.13.97	KTE3 9 M12	48	72	45	55,5	M12	9	7	376
116.13.119	KTE3 11 M14	48	72	45	55,5	M14	11	9	376
116.13.129	KTE3 12 M16	48	72	45	55,5	M16	12	9	376
116.13.1411	KTE3 14 M18	48	72	45	55,5	M18	14	11	376
116.13.1612	KTE3 16 M20	48	72	45	55,5	M20	16	12	376
116.13.1814	KTE3 18 M24	48	72	45	55,5	M24	18	14,5	376
116.13.2016	KTE3 20 M27	48	72	45	55,5	M27	20	16	376
116.13.2218	KTE3 22 M30	48	72	45	55,5	M30	22	18	376
116.13.2520	KTE3 25 M33	48	72	45	55,5	M33	25	20	376
116.13.2822	KTE3 28 M36	48	72	45	55,5	M36	28	22	376

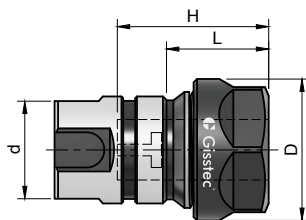
ISO 26623-1 Polygonschaft (PSC)



Einsatz für Synchro
Tap Adaptor for
Synchro

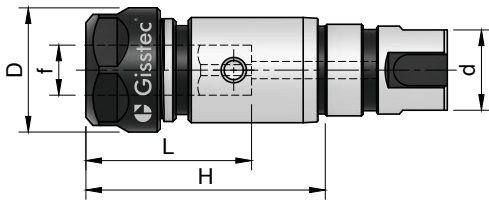
Bestell-Nr. Order No.	Abmessungen Dimensions	Spannbereich Capacity	PSC	H	d	D	L	Druck-zug Comp.-Ext
GC40.26.112	PSC40 H55 ER16	M3-M12	40	55	20	43	35	0,2 - 1
GC40.26.120	PSC40 H75 ER25	M6-M20	40	75	32	60	55	0,2 - 1
GC50.26.112	PSC50 H55 ER16	M3-M12	50	55	20	43	35	0,2 - 1
GC50.26.120	PSC50 H75 ER25	M6-M20	50	75	32	60	55	0,2 - 1
GC63.26.112	PSC63 H57 ER16	M3-M12	63	57	20	43	35	0,2 - 1
GC63.26.120	PSC63 H77 ER25	M6-M20	63	77	32	60	55	0,2 - 1
GC63.26.133	PSC63 H102 ER40	M14-M33	63	102	50	87	80	0,4 - 2
GC80.26.112	PSC80 H66 ER16	M3-M12	80	66	20	43	36	0,2 - 1
GC80.26.120	PSC80 H86 ER25	M6-M20	80	86	32	60	56	0,2 - 1
GC80.26.133	PSC80 H116 ER40	M14-M33	80	116	50	87	86	0,4 - 2

Einsatz für Synchro-Gewindeschneidfutter
Adapter for Synchro Tapping Chuck



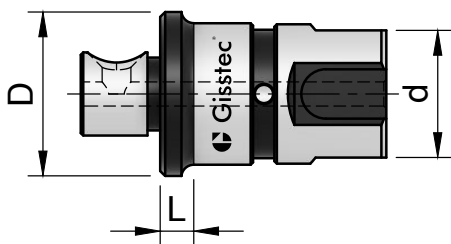
Bestell-Nr. Order No.	Abmessungen Dimensions	H	d	D	L
126.02.110	M3-M12 ER16	37	20	28	24
126.02.116	M6-M20 ER25	52	32	42	28
126.02.126	M14-M33 ER40	75	50	63	32

Verlängerter Schnellwechseleinsatz für Synchro
Extended Tap Adapter for Synchro

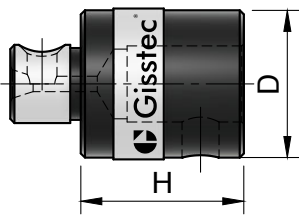


Bestell-Nr. Order No.	Spannbereich Capacity	Spannzangen For Collets	H	d	D	L	Max Drehmoment Mutter Max Torque Nut
126.02.210	(M1-M5) M3-M12	ER16	55	20	28	38	60 Nm
126.02.216	M6-M20	ER25	84	32	42	63	70 Nm
126.02.226	M14-M33	ER40	95	50	63	73	150 Nm

Einsatz für Synchro-Gewindeschneidfutter
Adapter for Synchro-Tapping Chuck

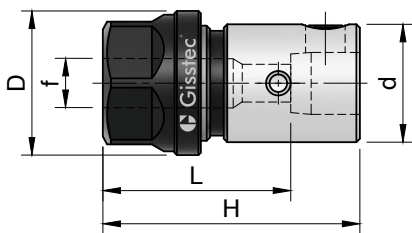


Bestell-Nr. Order No.	L	d	D
126.26.101	5	20	23
126.26.102	7	32	35
126.26.103	2	50	50



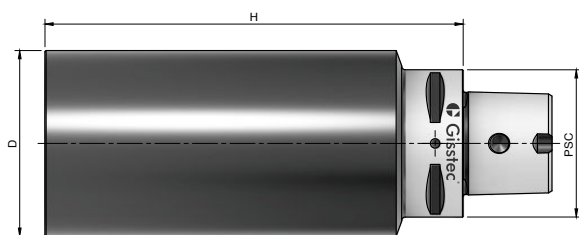
Bestell-Nr. Order No.	Spannzangen For Collets	H	D
126.26.111	ER16	25	23
126.26.112	ER16	50	23
126.26.115	ER25	50	35
126.26.116	ER25	100	35
126.26.120	ER40	50	48
126.26.121	ER40	100	48

Verlängerter Schnellwechseleinsatz für Synchro
Extended Tap Adapter for Synchro



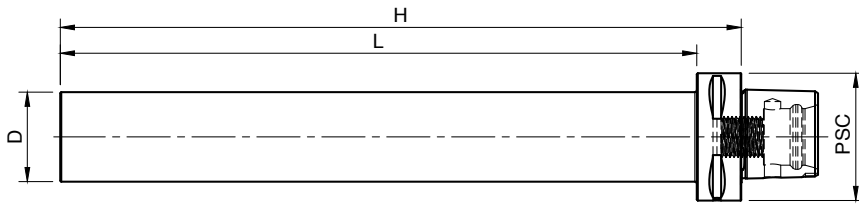
Bestell-Nr. Order No.	Spannbereich Capacity	Spannzangen For Collets	H	d	D	L
126.02.310	2-10	ER16	50	23	28	39
126.02.316	2-16	ER25	79	35	42	63
126.02.326	6-26	ER40	93	48	63	73

ISO 26623-1 Polygonschaft (PSC)




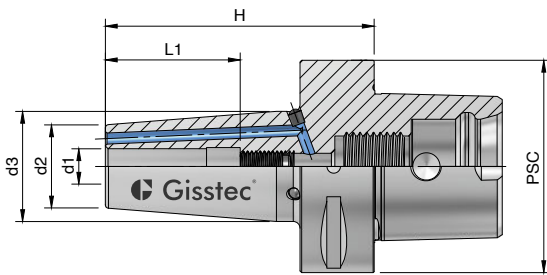
Bestell-Nr. Order No.	Abmessungen Dimensions	PSC	H	D
GC40.17.100.40.1	PSC40 H100 D40	40	100	40
GC40.17.200.40.1	PSC40 H200 D40	40	200	40
GC40.17.200.63.1	PSC40 H200 D63	40	200	63
GC40.17.100.63.1	PSC40 H100 D63	40	100	63
GC50.17.100.50.1	PSC50 H100 D50	50	100	50
GC50.17.200.50.1	PSC50 H200 D50	50	200	50
GC50.17.200.63.1	PSC50 H200 D63	50	200	63
GC50.17.100.80.1	PSC50 H100 D80	50	100	80
GC63.17.160.63.1	PSC63 H100 D63	63	100	63
GC63.17.250.63.1	PSC63 H250 D63	63	250	63
GC63.17.200.80.1	PSC63 H200 D80	63	200	80
GC63.17.160.100.1	PSC63 H160 D100	63	160	100
GC80.17.160.80.1	PSC80 H160 D80	80	160	80
GC80.17.250.80.1	PSC80 H250 D80	80	250	80
GC80.17.160.100.1	PSC80 H160 D100	80	160	100
GC80.17.250.100.1	PSC80 H250 D100	80	250	100

ISO 26623-1 Polygonschaft (PSC)



Bestell-Nr. Order No.	Abmessungen Dimensions	PSC	H	D	L
GC40.18.300	PSC40 H300 D35	40	300	35	280
GC50.18.300	PSC50 H300 D40	50	300	40	280
GC63.18.160	PSC63 H160 D35	63	160	35	138
GC63.18.346	PSC63 H346 D40	63	346	40	324
GC80.18.346	PSC80 H346 D40	80	346	40	316

ISO 26623-1 Polygonschaft (PSC)




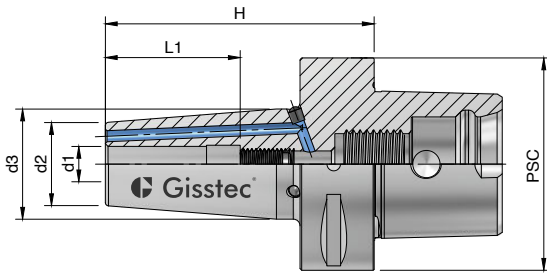
G2,5
25 000
min⁻¹ / RPM

< 0,003 mm
Rundlauf
Runout

Bestell-Nr. Order No.	Abmessungen Dimensions	PSC	H	d1	d2	d3	L1
GC32.25.003	PSC32 H048 d03	32	48	3	9	16	-
GC32.25.004	PSC32 H048 d04	32	48	4	10	17	-
GC32.25.005	PSC32 H048 d05	32	48	5	11	18	-
GC32.25.006.IK	PSC32 H048 d06 IK	32	48	6	20	24.5	36
GC32.25.008.IK	PSC32 H048 d08 IK	32	48	8	20	24.5	36
GC32.25.010.IK	PSC32 H048 d10 IK	32	48	10	22.5	27	41
GC32.25.012.IK	PSC32 H048 d12 IK	32	48	12	22.5	27	46
GC40.25.003	PSC40 H049 d03	40	49	3	9	16	-
GC40.25.004	PSC40 H049 d04	40	49	4	10	17	-
GC40.25.005	PSC40 H049 d05	40	49	5	11	18	-
GC40.25.006.IK	PSC40 H049 d06 IK	40	49	6	20	24.5	36
GC40.25.008.IK	PSC40 H049 d08 IK	40	49	8	20	24.5	36
GC40.25.010.IK	PSC40 H049 d10 IK	40	49	10	24	28.5	41
GC40.25.012.IK	PSC40 H049 d12 IK	40	49	12	24	28.5	46
GC40.25.014.IK	PSC40 H049 d14 IK	40	49	14	27	31.5	46
GC40.25.016.IK	PSC40 H054 d16 IK	40	54	16	27	32.3	49
GC50.25.003	PSC50 H049 d03	50	50	3	9	16	-
GC50.25.004	PSC50 H049 d04	50	50	4	10	17	-
GC50.25.005	PSC50 H049 d05	50	50	5	11	18	-
GC50.25.006.IK	PSC50 H050 d06 IK	50	50	6	20	24.5	36
GC50.25.008.IK	PSC50 H050 d08 IK	50	50	8	20	24.5	36
GC50.25.010.IK	PSC50 H050 d10 IK	50	50	10	24	28.5	41
GC50.25.012.IK	PSC50 H050 d12 IK	50	50	12	24	28.5	46
GC50.25.014.IK	PSC50 H050 d14 IK	50	50	14	27	31.5	46
GC50.25.016.IK	PSC50 H055 d16 IK	50	55	16	27	32.3	49
GC63.25.003	PSC63 H052 d03	63	52	3	9	16	-
GC63.25.004	PSC63 H052 d04	63	52	4	10	17	-
GC63.25.005	PSC63 H052 d05	63	52	5	11	18	-
GC63.25.006.IK	PSC63 H052 d06 IK	63	52	6	20	24.5	36
GC63.25.008.IK	PSC63 H052 d08 IK	63	52	8	20	24.5	36
GC63.25.010.IK	PSC63 H052 d10 IK	63	52	10	24	28.5	41
GC63.25.012.IK	PSC63 H052 d12 IK	63	52	12	24	28.5	46
GC63.25.014.IK	PSC63 H052 d14 IK	63	52	14	27	31.5	46
GC63.25.016.IK	PSC63 H057 d16 IK	63	57	16	27	32.3	49

- Toleranz des Werkzeugschäften h6
- Tool shaft tolerance h6

ISO 26623-1 Polygonschaft (PSC)



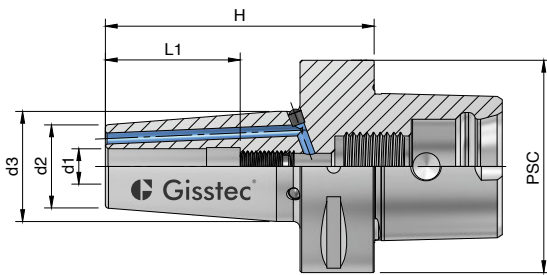
G2,5
25 000
min⁻¹ / RPM

< 0,003 mm
Rundlauf
Runout

Bestell-Nr. Order No.	Abmessungen Dimensions	PSC	H	d1	d2	d3	L1
GC40.25.103	PSC40 H075 d03	40	75	3	9	16	-
GC40.25.104	PSC40 H075 d04	40	75	4	10	17	-
GC40.25.105	PSC40 H075 d05	40	75	5	11	18	-
GC40.25.303	PSC40 H120 d03	40	120	3	9	18	-
GC40.25.304	PSC40 H120 d04	40	120	4	10	19	-
GC40.25.305	PSC40 H120 d05	40	120	5	11	20	-
GC40.25.106.IK	PSC40 H075 d06 IK	40	75	6	20	27	36
GC40.25.108.IK	PSC40 H075 d08 IK	40	75	8	20	27	36
GC40.25.110.IK	PSC40 H075 d10 IK	40	75	10	24	32	42
GC40.25.112.IK	PSC40 H075 d12 IK	40	75	12	24	32	47
GC40.25.114.IK	PSC40 H080 d14 IK	40	80	14	27	34	47
GC40.25.116.IK	PSC40 H080 d16 IK	40	80	16	27	34	50
GC40.25.306.IK	PSC40 H120 d06 IK	40	120	6	20	27	36
GC40.25.308.IK	PSC40 H120 d08 IK	40	120	8	20	27	36
GC40.25.310.IK	PSC40 H120 d10 IK	40	120	10	24	32	42
GC40.25.312.IK	PSC40 H120 d12 IK	40	120	12	24	32	47
GC40.25.314.IK	PSC40 H120 d14 IK	40	120	14	27	34	47
GC40.25.316.IK	PSC40 H120 d16 IK	40	120	16	27	34	50
GC50.25.103	PSC50 H075 d03	50	75	3	9	16	-
GC50.25.104	PSC50 H075 d04	50	75	4	10	17	-
GC50.25.105	PSC50 H075 d05	50	75	5	11	18	-
GC50.25.303	PSC50 H120 d03	50	120	3	9	18	-
GC50.25.304	PSC50 H120 d04	50	120	4	10	19	-
GC50.25.305	PSC50 H120 d05	50	120	5	11	20	-
GC50.25.106.IK	PSC50 H075 d06 IK	50	75	6	20	27	36
GC50.25.108.IK	PSC50 H075 d08 IK	50	75	8	20	27	36
GC50.25.110.IK	PSC50 H075 d10 IK	50	75	10	24	32	42
GC50.25.112.IK	PSC50 H075 d12 IK	50	75	12	24	32	47
GC50.25.114.IK	PSC50 H080 d14 IK	50	80	14	27	34	47
GC50.25.116.IK	PSC50 H080 d16 IK	50	80	16	27	34	50
GC50.25.118.IK	PSC50 H080 d18 IK	50	80	18	33	42	50
GC50.25.120.IK	PSC50 H085 d20 IK	50	85	20	33	42	52
GC50.25.306.IK	PSC50 H120 d06 IK	50	120	6	20	27	36
GC50.25.308.IK	PSC50 H120 d08 IK	50	120	8	20	27	36
GC50.25.310.IK	PSC50 H120 d10 IK	50	120	10	24	32	42
GC50.25.312.IK	PSC50 H120 d12 IK	50	120	12	24	32	47
GC50.25.314.IK	PSC50 H120 d14 IK	50	120	14	27	34	47
GC50.25.316.IK	PSC50 H120 d16 IK	50	120	16	27	34	50
GC50.25.318.IK	PSC50 H120 d18 IK	50	120	18	33	42	50
GC50.25.320.IK	PSC50 H120 d20 IK	50	120	20	33	42	52

- Toleranz des Werkzeugschäften h6
- Tool shaft tolerance h6

ISO 26623-1 Polygonschaft (PSC)



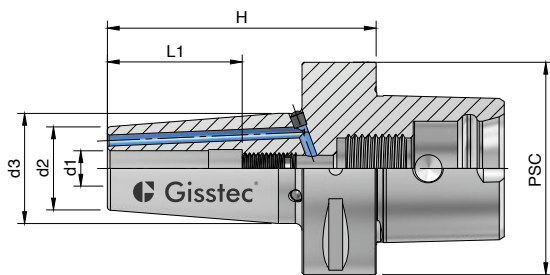
G2,5
25 000
min⁻¹ / RPM

< 0,003 mm
Rundlauf
Runout

Bestell-Nr. Order No.	Abmessungen Dimensions	PSC	H	d1	d2	d3	L1
GC63.25.103	PSC63 H080 d03	63	80	3	9	16	-
GC63.25.104	PSC63 H080 d04	63	80	4	10	17	-
GC63.25.303	PSC63 H120 d03	63	120	3	9	18	-
GC63.25.304	PSC63 H120 d04	63	120	4	10	19	-
GC63.25.105	PSC63 H080 d05	63	80	5	11	18	-
GC63.25.305	PSC63 H120 d05	63	120	5	11	20	-
GC63.25.106.IK	PSC63 H080 d06 IK	63	80	6	20	27	36
GC63.25.108.IK	PSC63 H080 d08 IK	63	80	8	20	27	36
GC63.25.110.IK	PSC63 H080 d10 IK	63	80	10	24	32	40
GC63.25.112.IK	PSC63 H080 d12 IK	63	80	12	24	32	47
GC63.25.114.IK	PSC63 H085 d14 IK	63	85	14	27	34	47
GC63.25.116.IK	PSC63 H085 d16 IK	63	85	16	27	34	50
GC63.25.118.IK	PSC63 H085 d18 IK	63	85	18	33	42	50
GC63.25.120.IK	PSC63 H085 d20 IK	63	85	20	33	42	52
GC63.25.125.IK	PSC63 H090 d25 IK	63	90	25	44	53	58
GC63.25.132.IK	PSC63 H095 d32 IK	63	95	32	44	53	63
GC63.25.306.IK	PSC63 H120 d06 IK	63	120	6	20	27	36
GC63.25.308.IK	PSC63 H120 d08 IK	63	120	8	20	27	36
GC63.25.310.IK	PSC63 H120 d10 IK	63	120	10	24	32	40
GC63.25.312.IK	PSC63 H120 d12 IK	63	120	12	24	32	47
GC63.25.314.IK	PSC63 H120 d14 IK	63	120	14	27	34	47
GC63.25.318.IK	PSC63 H120 d18 IK	63	120	18	33	42	50
GC63.25.316.IK	PSC63 H120 d16 IK	63	120	16	27	34	50
GC63.25.320.IK	PSC63 H120 d20 IK	63	120	20	33	42	52
GC63.25.325.IK	PSC63 H120 d25 IK	63	120	25	44	53	58
GC63.25.332.IK	PSC63 H120 d32 IK	63	120	32	44	53	63
GC63.25.406.IK	PSC63 H160 d06 IK	63	160	6	20	27	36
GC63.25.408.IK	PSC63 H160 d08 IK	63	160	8	20	27	36
GC63.25.410.IK	PSC63 H160 d10 IK	63	160	10	24	32	40
GC63.25.412.IK	PSC63 H160 d12 IK	63	160	12	24	32	47
GC63.25.416.IK	PSC63 H160 d16 IK	63	160	16	27	34	50
GC63.25.420.IK	PSC63 H160 d20 IK	63	160	20	33	42	52

- Toleranz des Werkzeugschäften h6
- Tool shaft tolerance h6

ISO 26623-1 Polygonschaft (PSC)



G2,5
25 000
min⁻¹ / RPM

< 0,003 mm
Rundlauf
Runout

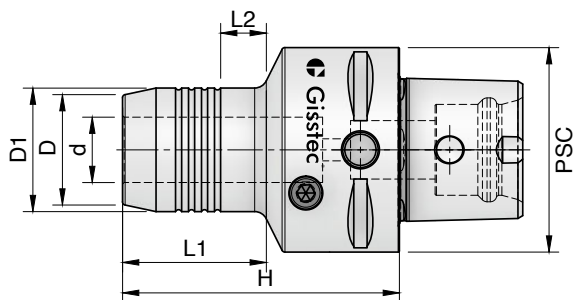
Bestell-Nr. Order No.	Abmessungen Dimensions	PSC	H	d1	d2	d3	L1
GC80.25.103	PSC80 H085 d03	80	85	3	9	16	-
GC80.25.104	PSC80 H085 d04	80	85	4	10	17	-
GC80.25.105	PSC80 H085 d05	80	85	5	11	18	-
GC80.25.303	PSC80 H130 d03	80	130	3	9	18	-
GC80.25.304	PSC80 H130 d04	80	130	4	10	19	-
GC80.25.305	PSC80 H130 d05	80	130	5	11	20	-
GC80.25.106.IK	PSC80 H085 d06 IK	80	85	6	20	27	36
GC80.25.108.IK	PSC80 H085 d08 IK	80	85	8	20	27	36
GC80.25.110.IK	PSC80 H085 d10 IK	80	85	10	24	32	42
GC80.25.112.IK	PSC80 H085 d12 IK	80	85	12	24	32	47
GC80.25.114.IK	PSC80 H085 d14 IK	80	85	14	27	34	47
GC80.25.116.IK	PSC80 H090 d16 IK	80	90	16	27	34	50
GC80.25.118.IK	PSC80 H090 d18 IK	80	90	18	33	42	50
GC80.25.120.IK	PSC80 H090 d20 IK	80	90	20	33	42	52
GC80.25.125.IK	PSC80 H090 d25 IK	80	90	25	44	53	58
GC80.25.132.IK	PSC80 H090 d32 IK	80	90	32	44	53	63
GC80.25.306.IK	PSC80 H130 d06 IK	80	130	6	20	27	36
GC80.25.308.IK	PSC80 H130 d08 IK	80	130	8	20	27	36
GC80.25.310.IK	PSC80 H130 d10 IK	80	130	10	24	32	42
GC80.25.312.IK	PSC80 H130 d12 IK	80	130	12	24	32	47
GC80.25.314.IK	PSC80 H130 d14 IK	80	130	14	27	34	47
GC80.25.316.IK	PSC80 H130 d16 IK	80	130	16	27	34	50
GC80.25.318.IK	PSC80 H130 d18 IK	80	130	18	33	42	50
GC80.25.320.IK	PSC80 H130 d20 IK	80	130	20	33	42	52
GC80.25.325.IK	PSC80 H130 d25 IK	80	130	25	44	53	58
GC80.25.332.IK	PSC80 H130 d32 IK	80	130	32	44	53	63

- Toleranz des Werkzeugschaften h6
- Tool shaft tolerance h6

ISO 26623-1 Polygonschaft (PSC)

G2,5
25 000
min⁻¹ / RPM

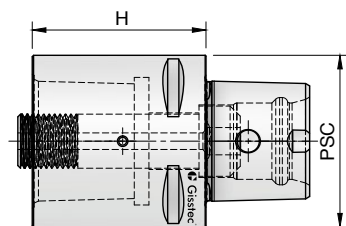
< 0,003 mm
Rundlauf
Runout



Bestell-Nr. Order No.	Abmessungen Dimensions	PSC	H	d	D	D1	L2	L1	g
GC40.30.112	C40	40	70	12	26	32	10	47	M8x1
GC40.30.120	C40	40	90	20	42	42	10	52	M10x1
GC50.30.112	C50	50	75	12	26	32	10	47	M8x1
GC50.30.120	C50	50	85	20	42	42	10	52	M10x1
GC63.30.112	C63	63	80	12	26	32	10	47	M8x1
GC63.30.120	C63	63	85	20	42	42	10	52	M10x1
GC63.30.132	C63	63	100	32	34	26	10	67	M12x1

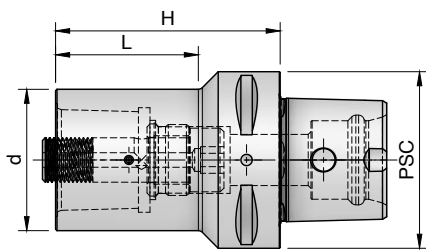
- Werkzeugschafttoleranz h6
- Tool shaft tolerance h6

ISO 26623-1 Polygonschaft (PSC)



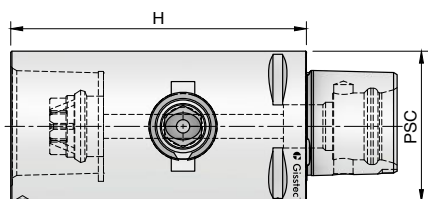
Bestell-Nr. Order No.	Abmessungen Dimensions	PSC	H
GC32.32.132	PSC32 PSC32 H60	32	60
GC32.32.232	PSC32 PSC32 H80	32	80
GC40.32.140	PSC40 PSC40 H40	40	40
GC40.32.240	PSC40 PSC40 H60	40	60
GC40.32.340	PSC40 PSC40 H80	40	80
GC50.32.150	PSC50 PSC50 H50	50	80
GC50.32.250	PSC50 PSC50 H80	50	50
GC50.32.350	PSC50 PSC50 H100	50	100
GC63.32.163	PSC63 PSC63 H60	63	60
GC63.32.263	PSC63 PSC63 H100	63	100
GC63.32.363	PSC63 PSC63 H140	63	140
GC80.32.180	PSC80 PSC80 H65	80	65
GC80.32.280	PSC80 PSC80 H100	80	100
GC80.32.380	PSC80 PSC80 H125	80	125

ISO 26623-1 Polygonschaft (PSC)



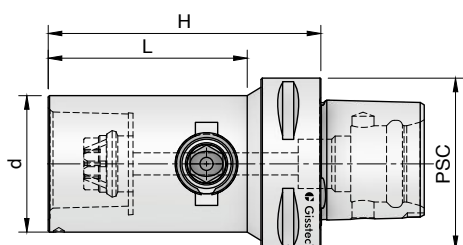
Bestell-Nr. Order No.	Abmessungen Dimensions	PSC	H	d	L
GC40.32.132	PSC40 PSC32 H055	40	55	32	31
GC50.32.132	PSC50 PSC32 H060	50	60	32	40
GC50.32.140	PSC50 PSC40 H065	50	65	40	40
GC50.32.240	PSC50 PSC40 H085	50	85	40	12
GC63.32.132	PSC63 PSC32 H070	63	70	32	39
GC63.32.140	PSC63 PSC40 H080	63	80	40	51
GC63.32.150	PSC63 PSC50 H080	63	80	50	51
GC63.32.250	PSC63 PSC50 H110	63	110	50	12
GC80.32.132	PSC80 PSC32 H060	80	60	32	30
GC80.32.140	PSC80 PSC40 H070	80	70	40	40
GC80.32.150	PSC80 PSC50 H080	80	80	50	50
GC80.32.250	PSC80 PSC50 H120	80	120	50	90
GC80.32.163	PSC80 PSC63 H080	80	80	63	50

ISO 26623-1 Polygonschaft (PSC)




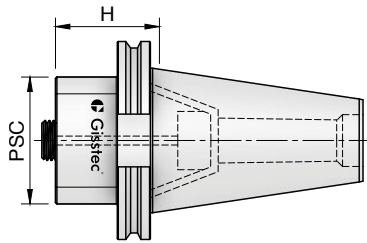
Bestell-Nr. Order No.	Abmessungen Dimensions	PSC	H	Max Drehzahl Max RPM
GC40.33.140	PSC40 PSC40 H85	40	85	39.000
GC50.33.150	PSC50 PSC50 H100	50	100	28.000
GC63.33.163	PSC63 PSC63 H115	63	115	20.000
GC80.33.180	PSC80 PSC80 H145	80	145	14.000

ISO 26623-1 Polygonschaft (PSC)



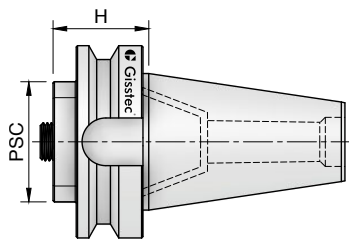
Bestell-Nr. Order No.	Abmessungen Dimensions	PSC	H	d	L	Max Drehzahl Max RPM
GC50.33.140	PSC50 PSC40 H85	50	85	40	60.5	28.000
GC63.33.150	PSC63 PSC50 H100	63	100	50	73	20.000
GC80.33.163	PSC80 PSC63 H120	80	120	63	84.5	14.000

ISO 26623-1 Polygonschaft (PSC)



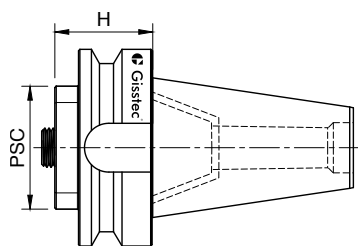
Bestell-Nr. Order No.	Abmessungen Dimensions	PSC	H	Drehmoment (Nm) Torque
140.32.GC132	SK40 PSC32 H30	32	30	45
140.32.GC232	SK40 PSC32 H60	32	60	45
140.32.GC140	SK40 PSC40 H30	40	30	55
140.32.GC240	SK40 PSC40 H60	40	60	55
140.32.GC150	SK40 PSC50 H40	50	40	95
140.32.GC163	SK40 PSC63 H85	63	85	170
150.32.GC132	SK50 PSC32 H30	32	30	45
150.32.GC232	SK50 PSC32 H60	32	60	45
150.32.GC140	SK50 PSC40 H30	40	30	55
150.32.GC240	SK50 PSC40 H60	40	60	55
150.32.GC150	SK50 PSC50 H30	50	30	95
150.32.GC250	SK50 PSC50 H70	50	70	95
150.32.GC350	SK50 PSC50 H110	50	110	95
150.32.GC163	SK50 PSC63 H30	63	30	170
150.32.GC263	SK50 PSC63 H50	63	50	170
150.32.GC363	SK50 PSC63 H80	63	80	170
150.32.GC180	SK50 PSC80 H70	80	70	170
150.32.GC280	SK50 PSC80 H120	80	120	170

ISO 26623-1 Polygonschaft (PSC)



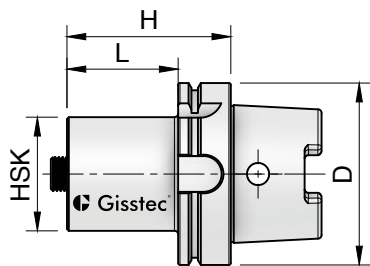
Bestell-Nr. Order No.	Abmessungen Dimensions	PSC	H	Drehmoment (Nm) Torque
340.32.GC132	BT40 PSC32 H30	32	30	45
340.32.GC232	BT40 PSC32 H60	32	60	45
340.32.GC140	BT40 PSC40 H30	40	30	55
340.32.GC240	BT40 PSC40 H60	40	60	55
340.32.GC150	BT40 PSC50 H50	50	50	95
340.32.GC250	BT40 PSC50 H90	50	90	95
340.32.GC163	BT40 PSC63 H75	63	75	170
350.32.GC132	BT50 PSC32 H40	32	40	45
350.32.GC232	BT50 PSC32 H70	32	70	45
350.32.GC140	BT50 PSC40 H40	40	40	55
350.32.GC240	BT50 PSC40 H70	40	70	55
350.32.GC150	BT50 PSC50 H40	50	40	95
350.32.GC250	BT50 PSC50 H80	50	80	95
350.32.GC163	BT50 PSC63 H50	63	50	170
350.32.GC263	BT50 PSC63 H90	63	90	170
350.32.GC180	BT50 PSC80 H70	80	70	170
350.32.GC280	BT50 PSC80 H120	80	120	170

ISO 26623-1 Polygonschaft (PSC)



Bestell-Nr. Order No.	Abmessungen Dimensions	PSC	H	Drehmoment (Nm) Torque
340.F32.GC132	FBT40 PSC32 H30	32	30	45
340.F32.GC140	FBT40 PSC40 H40	40	40	55
340.F32.GC150	FBT40 PSC50 H50	50	50	95
340.F32.GC163	FBT40 PSC63 H75	63	75	170
350.F32.GC132	FBT50 PSC32 H70	32	70	45
350.F32.GC140	FBT50 PSC40 H40	40	40	55
350.F32.GC240	FBT50 PSC40 H70	40	70	55
350.F32.GC150	FBT50 PSC50 H40	50	40	95
350.F32.GC250	FBT50 PSC50 H80	50	80	95
350.F32.GC163	FBT50 PSC63 H50	63	50	170
350.F32.GC263	FBT50 PSC63 H100	63	100	170
350.F32.GC180	FBT50 PSC80 H70	80	70	380
350.F32.GC280	FBT50 PSC80 H120	80	120	380

ISO 26623-1 Polygonschaft (PSC)



Bestell-Nr. Order No.	Abmessungen Dimensions	HSK	H	D	L	Drehmoment (Nm) Torque
63A.32.GC132	H63A PSC32 H75	32	75	63	49	45
63A.32.GC140	H63A PSC40 H80	40	80	63	54	55
63A.32.GC150	H63A PSC50 H90	50	90	63	64	95
63A.32.GC163	H63A PSC63 H110	63	110	63	110	170
100A.32.GC132	H100A PSC32 H80	32	80	100	51	45
100A.32.GC140	H100A PSC40 H90	40	90	100	61	55
100A.32.GC150	H100A PSC50 H100	50	100	100	71	95
100A.32.GC163	H100A PSC63 H90	63	90	100	61	95
100A.32.GC263	H100A PSC63 H110	63	110	100	81	95
100A.32.GC363	H100A PSC63 H150	63	150	100	121	95
100A.32.GC180	H100A PSC80 H120	80	120	100	91	170



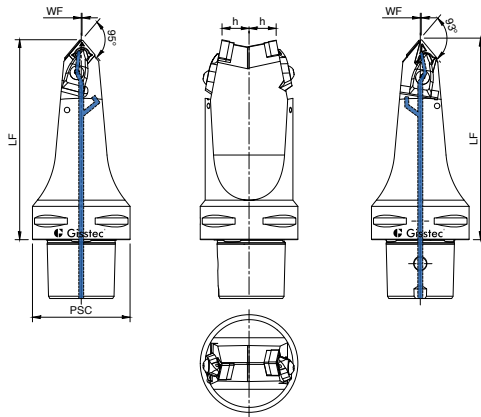
Drehwerkzeuge Außen










Turning Tool Holders - External

PSC - ISO 26623-1

ISO 26623-1 Polygonschaft (PSC)
Anstellwinkel 93° - 95°


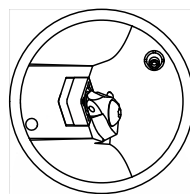
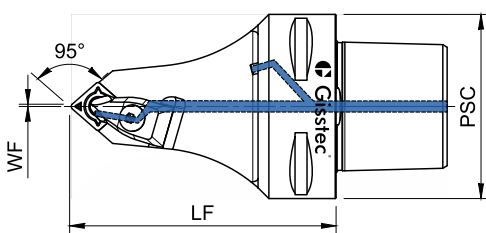
Innenkühlung
Internal Cooling











Abmessungen Dimensions		Wendeschneidplatte Insert	Spannpratze Wedge Clamp	Klemmschraube Clamp Screw	Unterlegplatte Shim	Unterlegplatte Shim	Schraube für Unterlegplatte Shim Screw	Innensechskant Schlüssel Allen Key	O-Ring	Nozzle
Bestell-Nr. Order No.	PSC LF WF h									
GC40.DCM12DDM15.115	40 115 0,5 20	CNM..1204 DNM.. 1506	6212001	6212032	6212043	6212041	6212060	6212080	6212100	6212112
GC50.DCM12DDM15.105	50 115 0,5 20									
GC63.DCM12DDM15.130	63 115 0,5 20									

ISO 26623-1 Polygonschaft (PSC)
Anstellwinkel 95°

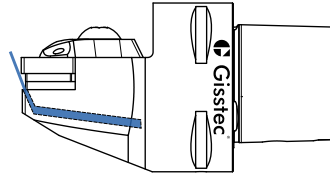
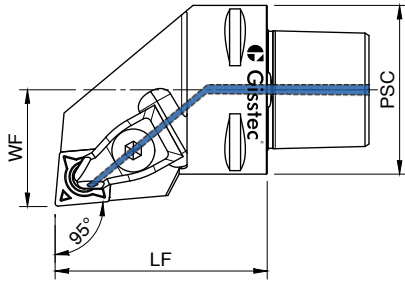
Innenkühlung
Internal Cooling










Abmessungen Dimensions		Wendeschneidplatte Insert	Spannpratze Wedge Clamp	Klemmschraube Clamp Screw	Unterlegplatte Shim	Schraube für Unterlegplatte Shim Screw	Innensechskant Schlüssel Allen Key	O-Ring	Nozzle
Bestell-Nr. Order No.	PSC LF WF								
GC50.DCMNN.12	50 105 0	CNM..1204..	6212001	6212032	6212043	6212060	6212080	6212100	6212112
GC63.DCMNN.12	63 115 0								

ISO 26623-1 Polygonschaft (PSC)
Anstellwinkel 95°

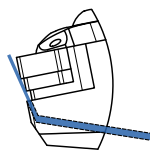
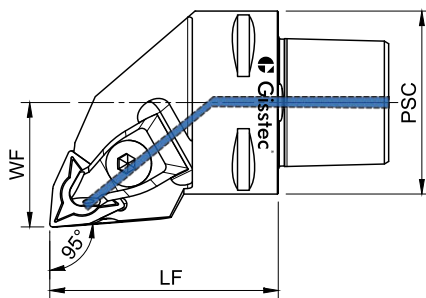
Innenkühlung
Internal Cooling




Bestell-Nr. Order No.	Abmessungen Dimensions			Wendeschneidplatte Insert	Spannpratze Wedge Clamp	Klemmschraube Clamp Screw	Unterlegplatte Shim	Schraube für Unterlegplatte Shim Screw	Innensechskant Schlüssel Allen Key	O-Ring
	PSC	H	f							
GC40.DCLNR/L.12	40	50	27	CNM..1204..	6212001	6212032	6212043	6212060	6212080	6212100
GC50.DCLNR/L.12	50	60	35							
GC63.DCLNR/L.12	63	65	45							
GC80.DCLNR/L.12	80	80	55							

ISO 26623-1 Polygonschaft (PSC)
Anstellwinkel 95°


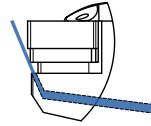
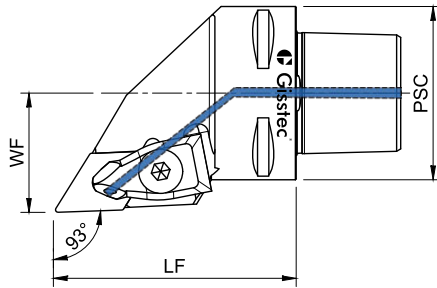
Innenkühlung
Internal Cooling









Bestell-Nr. Order No.	Abmessungen Dimensions			Wendeschneidplatte Insert	Spannpratze Wedge Clamp	Klemmschraube Clamp Screw	Unterlegplatte Shim	Schraube für Unterlegplatte Shim Screw	Innensechskant Schlüssel Allen Key	O-Ring
	PSC	LF	WF							
GC40.DWLNR/L.08	40	50	27	WNM..0804..	6212001	6212032	6212040	6212060	6212080	6212100
GC50.DWLNR/L.08	50	60	35							
GC63.DWLNR/L.08	63	65	45							
GC80.DWLNR/L.08	80	80	55							

ISO 26623-1 Polygonschaft (PSC)
Anstellwinkel 93°

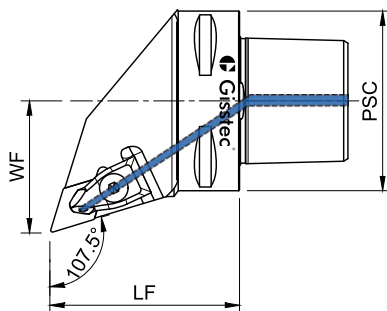
Innenkühlung
Internal Cooling



Abmessungen Dimensions				Wendeschneidplatte Insert	Spannpratze Wedge Clamp	Klemmschraube Clamp Screw	Unterlegplatte Shim	Schraube für Unterlegplatte Shim Screw	Innensechskant Schlüssel Allen Key	O-Ring
Bestell-Nr. Order No.	PSC	LF	WF							
GC40.DDJNR/L.15	40	55	27	DNM..1506..	6212001	6212032	6212041	6212060	6212080	6212100
GC50.DDJNR/L.15	50	60	35							
GC63.DDJNR/L.15	63	65	45							
GC80.DDJNR/L.15	80	80	55							

ISO 26623-1 Polygonschaft (PSC)
Anstellwinkel 107,5°

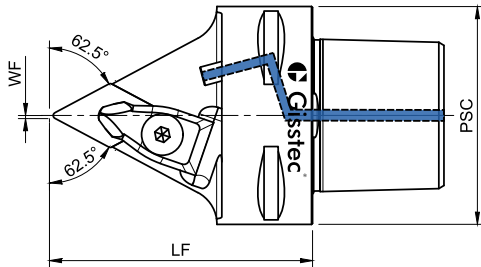
Innenkühlung
Internal Cooling




Abmessungen Dimensions				Wendeschneidplatte Insert	Spannpratze Wedge Clamp	Klemmschraube Clamp Screw	Unterlegplatte Shim	Schraube für Unterlegplatte Shim Screw	Innensechskant Schlüssel Allen Key	O-Ring
Bestell-Nr. Order No.	PSC	LF	WF							
GC40.DDHNR/L.15	40	55	27	DNM..1506..	6212001	6212032	6212041	6212060	6212080	6212100
GC50.DDHNR/L.15	50	60	35							
GC63.DDHNR/L.15	63	65	45							

ISO 26623-1 Polygonschaft (PSC)
Anstellwinkel 62,5°

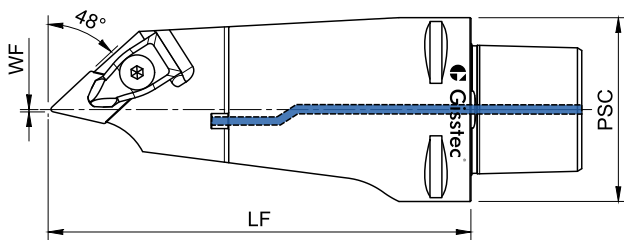
Innenkühlung
Internal Cooling











Abmessungen Dimensions				Wendeschneidplatte Insert	Spannpratze Wedge Clamp	Klemmschraube Clamp Screw	Unterlegplatte Shim	Schraube für Unterlegplatte Shim Screw	Innensechskant Schlüssel Allen Key	Spritzdüse Nozzle
Bestell-Nr. Order No.	PSC	LF	WF							
GC40.DDNNN.15	40	55	0.5	DNM..1506..	6212001	6212030	6212041	6212060	6212080	6212111 6212110 (C50- C80)
GC50.DDNNN.15	50	60	0.5							
GC63.DDNNN.15	63	65	0.5							
GC80.DDNNN.15	80	80	0.5							

ISO 26623-1 Polygonschaft (PSC)
Anstellwinkel 48°

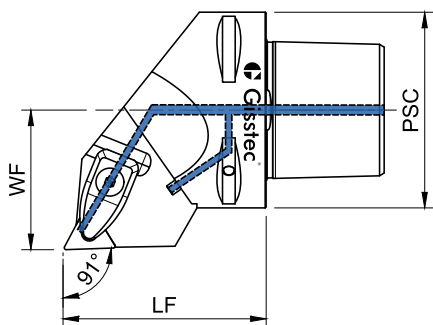
Innenkühlung
Internal Cooling



Abmessungen Dimensions				Wendeschneidplatte Insert	Spannpratze Wedge Clamp	Klemmschraube Clamp Screw	Unterlegplatte Shim	Schraube für Unterlegplatte Shim Screw	Innensechskant Schlüssel Allen Key	Nozzle	Feder Spring
Bestell-Nr. Order No.	PSC	LF	WF								
GC50.DDMNL.15	50	115	1	DNM..1506..	6212002	6212030 (C50) 6212032 (C63,C80)	6212041	6212060	6212080	6212110	6212064 (C50)
GC63.DDMNL.15	63	120	33								
GC80.DDMNL.15	80	160	1								

ISO 26623-1 Polygonschaft (PSC)
Anstellwinkel 91°

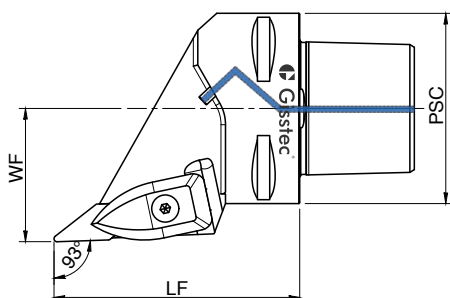
Innenkühlung
Internal Cooling










Bestell-Nr. Order No.	Abmessungen Dimensions			Wendeschneidplatte Insert	Spannpratze Wedge Clamp	Klemmschraube Clamp Screw	Unterlegplatte Shim	Schraube für Unterlegplatte Shim Screw	Innensechskant Schlüssel Allen Key	O-Ring	Spritzdüse Nozzle
	PSC	LF	WF								
GC40.DTGNR/L.16	40	50	27								
GC50.DTGNR/L.16	50	60	35	TNM..1604	6212003	6212032	6212061	6212060	6212080	6212100	6212111 6212110 (C50-C63)
GC63.DTGNR/L.16	63	65	45								

ISO 26623-1 Polygonschaft (PSC)
Anstellwinkel 93°


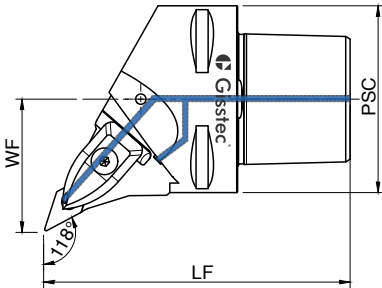
Innenkühlung
Internal Cooling










Bestell-Nr. Order No.	Abmessungen Dimensions			Wendeschneidplatte Insert	Spannpratze Wedge Clamp	Klemmschraube Clamp Screw	Unterlegplatte Shim	Schraube für Unterlegplatte Shim Screw	Innensechskant Schlüssel Allen Key	Spritzdüse Nozzle
	PSC	LF	WF							
GC40.DVJNR/L.16	40	62	27							
GC50.DVJNR/L.16	50	65	35	VNM..1604..	6212003	6212032	6212042	6212062	6212080	6212111 6212110 (C50- C80)
GC63.DVJNR/L.16	63	65	45							
GC80.DVJNR/L.16	80	80	55							

ISO 26623-1 Polygonschaft (PSC)
Anstellwinkel 118°


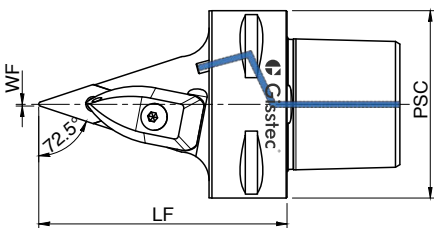
Innenkühlung
Internal Cooling










Bestell-Nr. Order No.	Abmessungen Dimensions			Wendeschneidplatte Insert	Spannpratze Wedge Clamp	Klemmschraube Clamp Screw	Unterlegplatte Shim	Schraube für Unterlegplatte Shim Screw	Innensechskant Schlüssel Allen Key	Spritzdüse Nozzle
	PSC	LF	WF							
GC40.DVPNR/L.16	40	62	27	VNM..1604..	6212003	6212032	6212042	6212060	6212080	6212111 6212110 (C50-C63)
GC50.DVPNR/L.16	50	60	35							
GC63.DVPNR/L.16	63	65	45							

ISO 26623-1 Polygonschaft (PSC)
Anstellwinkel 72,5°

Innenkühlung
Internal Cooling

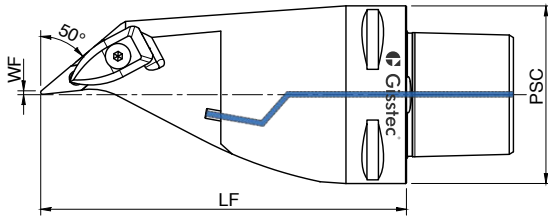


Bestell-Nr. Order No.	Abmessungen Dimensions			Wendeschneidplatte Insert	Spannpratze Wedge Clamp	Klemmschraube Clamp Screw	Unterlegplatte Shim	Schraube für Unterlegplatte Shim Screw	Innensechskant Schlüssel Allen Key	Spritzdüse Nozzle
	PSC	LF	WF							
GC40.DVVNN.16	40	62	0	VNM..1604..	6212003	6212032	6212042	6212062	6212080	6212111 6212110 (C50-C80)
GC50.DVVNN.16	50	65	0							
GC63.DVVNN.16	63	65	0							
GC80.DVVNN.16	80	80	0							

Drehhalter mit Prätzenklemmung Turning Tool with Top Clamping

ISO 26623-1 Polygonschaft (PSC) Anstellwinkel 50°

Innenkühlung
Internal Cooling

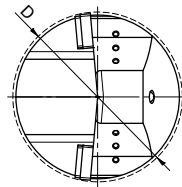
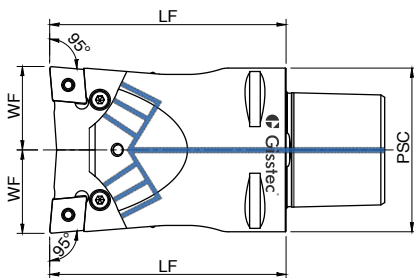


Bestell-Nr. Order No.	Abmessungen Dimensions			Wendeschneidplatte Insert	Spannpratze Wedge Clamp	Klemmschraube Clamp Screw	Unterlegplatte Shim	Schraube für Unterlegplatte Shim Screw	Innensechskant Schlüssel Allen Key	Spritzdüse Nozzle
	PSC	LF	WF							
GC63.DVMNL.16	63	130	1.2	VNM..1604..	6212003	6212032	6212042	6212062	6212080	6212110
GC80.DVMNL.16	80	160	1.2							

Drehhalter mit Prätzenklemmung - Multifunktionell Turning Tool Holders - Multifunctional

ISO 26623-1 Polygonschaft (PSC) Anstellwinkel 95°

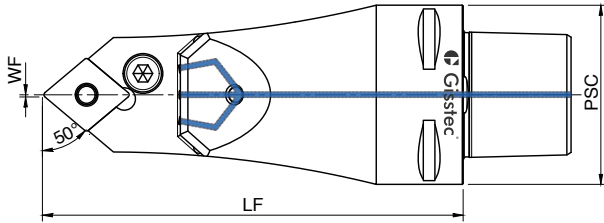
Innenkühlung
Internal Cooling










Bestell-Nr. Order No.	Abmessungen Dimensions					Wendeschneidplatte Insert	Spannpratze Wedge Clamp	Klemmschraube Clamp Screw	Unterlegplatte Shim	Rohrstift Shim Spring	Innensechskant Schlüssel Allen Key	Spritzdüse Nozzle
	PSC	LF	WF	D								
GC40.CN12CN12.60	40	60	21	43	CNM..1204..	6212010	6212033	6212043	6212063	6212080	6212112	
GC50.CN12CN12.75	50	75	26	53								
GC63.CN12CN12.90	63	90	32	66								

ISO 26623-1 Polygonschaft (PSC)
Anstellwinkel 50°

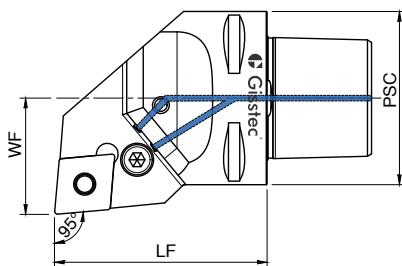
Innenkühlung
Internal Cooling










Bestell-Nr. Order No.	Abmessungen Dimensions			Wendeschneidplatte Insert	Kniehebel Lever	Kniehebelschraube Lever Screw	Unterlegplatte Shim	Rohrstift Shim Spring	Innensechskant Schlüssel Allen Key	Spritzdüse Nozzle
	PSC	LF	WF							
GC40.PCMNN.12	40	95	0	CNM..1204..	6212010	6212033	6212043	6212063	6212080	6212112
GC50.PCMNN.12	50	115	0							
GC63.PCMNN.12	63	115	0							

ISO 26623-1 Polygonschaft (PSC)
Anstellwinkel 95°

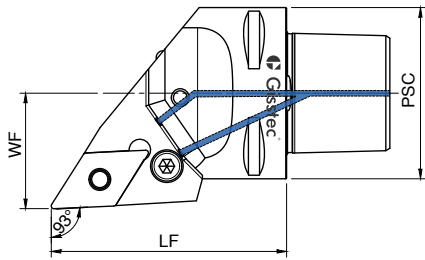
Innenkühlung
Internal Cooling



Bestell-Nr. Order No.	Abmessungen Dimensions			Wendeschneidplatte Insert	Kniehebel Lever	Kniehebelschraube Lever Screw	Unterlegplatte Shim	Rohrstift Shim Spring	Innensechskant Schlüssel Allen Key	Spritzdüse Nozzle
	PSC	LF	WF							
GC40.PCLNR/L.12	40	50	27	CNM..1204..	6212010	6212033	6212043	6212063	6212080	6212112
GC50.PCLNR/L.12	50	60	35							
GC63.PCLNR/L.12	63	65	45							
GC63.PCLNR/L.12-165	63	165	45							

ISO 26623-1 Polygonschaft (PSC)
Anstellwinkel 93°

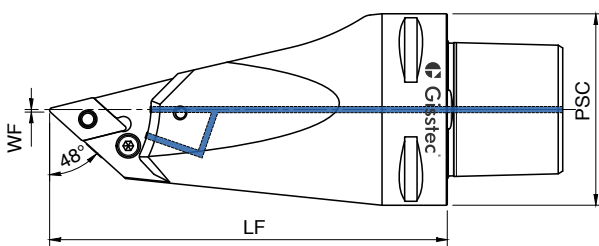
Innenkühlung
Internal Cooling










Bestell-Nr. Order No.	Abmessungen Dimensions			Wendeschneidplatte Insert	Kniehebel Lever	Kniehebelschraube Lever Screw	Unterlegplatte Shim	Rohrstift Shim Spring	Innensechskant Schlüssel Allen Key	Spritzdüse Nozzle
	PSC	LF	WF							
GC40.PDJNR/L.15	40	55	27	DNM..1506..	6212011	6212033	6212041	6212063	6212080	6212112
GC50.PDJNR/L.15	50	60	35							
GC63.PDJNR/L.15	63	65	45							
GC63.PDJNR/L.15-165	63	165	45							

ISO 26623-1 Polygonschaft (PSC)
Anstellwinkel 93°

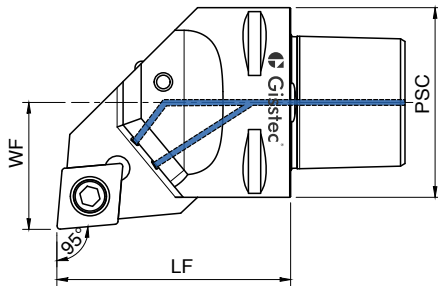
Innenkühlung
Internal Cooling










Bestell-Nr. Order No.	Abmessungen Dimensions			Wendeschneidplatte Insert	Kniehebel Lever	Klemmschraube Clamp Screw	Unterlegplatte Shim	Rohrstift Shim Spring	Innensechskant Schlüssel Allen Key	Spritzdüse Nozzle
	PSC	LF	WF							
GC63.PDMNR/L.15	63	130	0.6	DNM..1506..	6212011	6212033	6212041	6212063	6212080	6212112

ISO 26623-1 Polygonschaft (PSC)
Anstellwinkel 95°

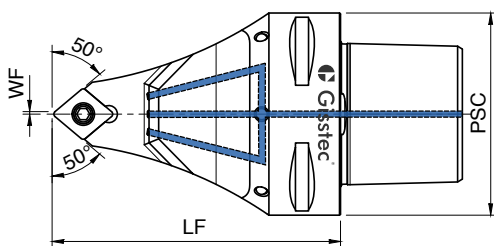
Innenkühlung
Internal Cooling










Bestell-Nr. Order No.	Abmessungen Dimensions			Wendeschneidplatte Insert	Spannschraube für Wendeplatte Insert Screw	Unterlegplatte Shim	Schraube für Unterlage Shim Screw	Innensechskant Schlüssel Allen Key	Schlüssel Key	Spritzdüse Nozzle
	PSC	LF	WF							
GC40.SCLCR/L.12	40	50	27							
GC50.SCLCR/L.12	50	60	35	CCM..1204..	6212020	6212044	6212068	6212081	6212090	6212112
GC63.SCLCR/L.12	63	65	45							

ISO 26623-1 Polygonschaft (PSC)
Anstellwinkel 50°

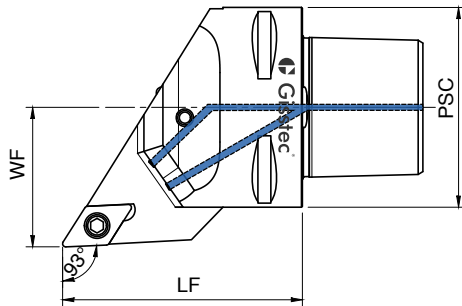
Innenkühlung
Internal Cooling










Bestell-Nr. Order No.	Abmessungen Dimensions			Wendeschneidplatte Insert	Spannschraube für Wendeplatte Insert Screw	Unterlegplatte Shim	Schraube für Unterlage Shim Screw	Innensechskant Schlüssel Allen Key	Schlüssel Key	Spritzdüse Nozzle
	PSC	LF	WF							
GC63.SCMCN.12	63	90	0	CCM..1204..	6212020	6212044	6212068	6212081	6212090	6212112

ISO 26623-1 Polygonschaft (PSC)
Anstellwinkel 93°

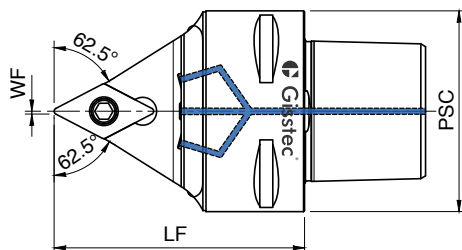
Innenkühlung
Internal Cooling










Bestell-Nr. Order No.	Abmessungen Dimensions			Wendeschneidplatte Insert	Spannschraube für Wendeplatte Insert Screw	Unterlegplatte Shim	Schraube für Unterlage Shim Screw	Innensechskant Schlüssel Allen Key	Schlüssel Key	Spritzdüse Nozzle
	PSC	LF	WF							
GC40.SDJCR/L.11	40	50	27							
GC50.SDJCR/L.11	50	60	35	DCM..11T3..	6212021	6212045	6212065	6212082	6212091	6212112
GC63.SDJCR/L.11	63	65	45							

ISO 26623-1 Polygonschaft (PSC)
Anstellwinkel 62,5°

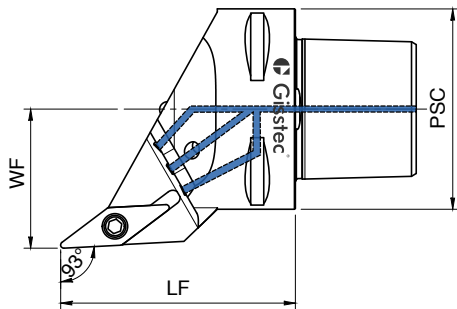
Innenkühlung
Internal Cooling










Bestell-Nr. Order No.	Abmessungen Dimensions			Wendeschneidplatte Insert	Spannschraube für Wendeplatte Insert Screw	Unterlegplatte Shim	Schraube für Unterlage Shim Screw	Innensechskant Schlüssel Allen Key	Schlüssel Key	Spritzdüse Nozzle
	PSC	LF	WF							
GC40.SDNCN.11	40	50	0							
GC50.SDNCN.11	50	60	0	DCM..11T3..	6212021	6212045	6212065	6212082	6212091	6212112

ISO 26623-1 Polygonschaft (PSC)
Anstellwinkel 93°

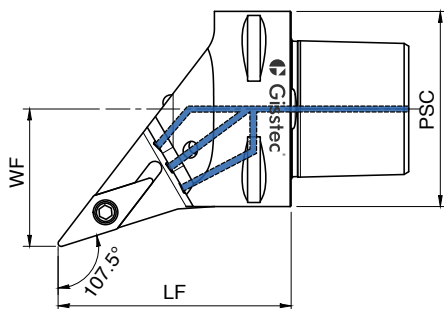
Innenkühlung
Internal Cooling










Bestell-Nr. Order No.	Abmessungen Dimensions			Wendeschneidplatte Insert	Spannschraube für Wendeplatte Insert Screw	Unterlegplatte Shim	Schraube für Unterlage Shim Screw	Innensechskant Schlüssel Allen Key	Schlüssel Key	Spritzdüse Nozzle
	PSC	LF	WF							
GC40.SVJBR/L.16	40	50	27							
GC50.SVJBR/L.16	50	60	35	VB(VC)..1604..	6212022 (C40) 6212021 (C50,C63)	6212046	6212066	6212082	6212091	6212112
GC63.SVJBR/L.16	63	65	45							

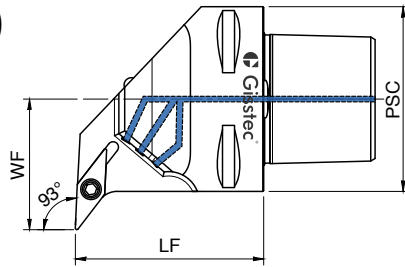
ISO 26623-1 Polygonschaft (PSC)
Anstellwinkel 107,5°

Innenkühlung
Internal Cooling










Bestell-Nr. Order No.	Abmessungen Dimensions			Wendeschneidplatte Insert	Spannschraube für Wendeplatte Insert Screw	Unterlegplatte Shim	Schraube für Unterlage Shim Screw	Innensechskant Schlüssel Allen Key	Schlüssel Key	Spritzdüse Nozzle
	PSC	LF	WF							
GC40.SVHBR/L.16	40	50	27							
GC50.SVHBR/L.16	50	60	35	VB(VC)..1604..	6212021	6212046	6212065	6212082	6212091	6212112
GC63.SVHBR/L.16	63	65	45							

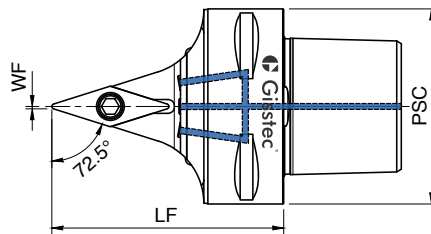
ISO 26623-1 Polygonschaft (PSC)
Anstellwinkel 93°










Innenkühlung
Internal Cooling

Bestell-Nr. Order No.	Abmessungen Dimensions			Wendeschneidplatte Insert	Spannschraube für Wendeplatte Insert Screw	Unterlegplatte Shim	Schraube für Unterlage Shim Screw	Innensechskant Schlüssel Allen Key	Schlüssel Key	Spritzdüse Nozzle
	PSC	LF	WF							
GC63.SVUBR/L.16	63	63	45	VB(VC)..1604..	6212021	6212046	6212065	6212082	6212091	6212112

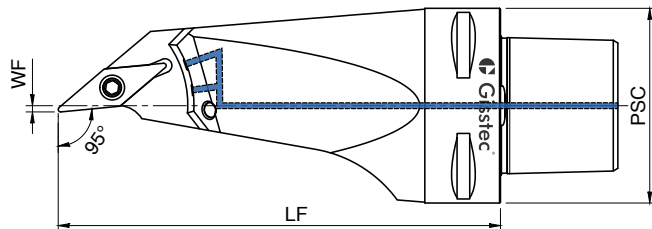
Anstellwinkel 72,5°










Innenkühlung
Internal Cooling

Bestell-Nr. Order No.	Abmessungen Dimensions			Wendeschneidplatte Insert	Spannschraube für Wendeplatte Insert Screw	Unterlegplatte Shim	Schraube für Unterlage Shim Screw	Innensechskant Schlüssel Allen Key	Schlüssel Key	Spritzdüse Nozzle
	PSC	LF	WF							
GC40.SVBN.16	40	55	0	VB(VC)..1604..	6212021	6212046	6212065	6212082	6212091	6212112
GC50.SVBN.16	50	60	0							
GC63.SVBN.16	63	65	0							

Anstellwinkel 95°



Innenkühlung
Internal Cooling

Bestell-Nr. Order No.	Abmessungen Dimensions			Wendeschneidplatte Insert	Spannschraube für Wendeplatte Insert Screw	Unterlegplatte Shim	Schraube für Unterlage Shim Screw	Innensechskant Schlüssel Allen Key	Schlüssel Key	Spritzdüse Nozzle
	PSC	LF	WF							
GC50.SVMBL.16	50	115	1,2	VB(VC)..1604..	6212021	6212046	6212065	6212082	6212091	6212112
GC63.SVMBL.16	63	130	1,2							
GC63.SVMBL.163	63	120	33							



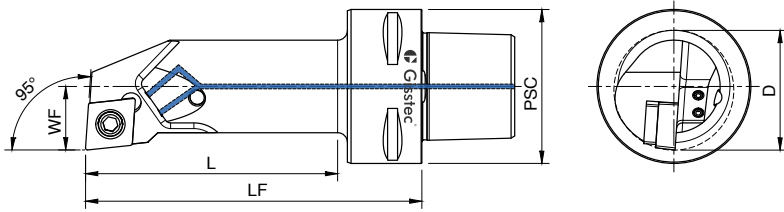
Drehwerkzeuge Innen








Turning Tool Holders - Internal

PSC - ISO 26623-1

ISO 26623-1 Polygonschaft (PSC)
Anstellwinkel 95°

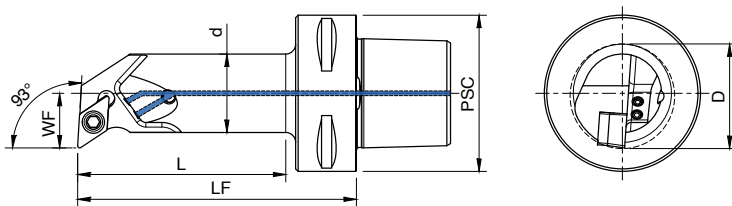
Innenkühlung
Internal Cooling










Bestell-Nr. Order No.	Abmessungen Dimensions						Wendeschneidplatte Insert	Spannschraube für Wendeplatte Insert Screw	Unterlegplatte Shim	Schraube für Unterlage Shim Screw	Innensechskant Schlüssel Allen Key	Schlüssel Key	Spritzdüse Nozzle
	PSC	LF	WF	d	D	L							
GC40.SCLCR/L.12	40	50	17	25	32	69	CCM..1204..	6212023	6212044	6212067	6212081	6212090	6212112
GC50.SCLCR/L.12	50	90	17	25	32	67							

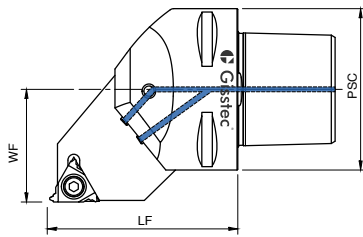
ISO 26623-1 Polygonschaft (PSC)
Anstellwinkel 93°

Innenkühlung
Internal Cooling










Bestell-Nr. Order No.	Abmessungen Dimensions						Wendeschneidplatte Insert	Spannschraube für Wendeplatte Insert Screw	Unterlegplatte Shim	Schraube für Unterlage Shim Screw	Innensechskant Schlüssel Allen Key	Schlüssel Key	Spritzdüse Nozzle
	PSC	LF	WF	d	D	L							
GC40.SDUCR/L.11	40	80	13	20	25	58							
GC50.SDUCR/L.11	50	80	13	25	32	58							
GC40.SDUCR/L.11-90	40	90	17	20	25	69	DCM..11T3..	6212024	6212048	6212066	6212082	6212091	6212112
GC50.SDUCR/L.11-90	50	90	17	25	32	69							

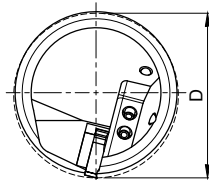
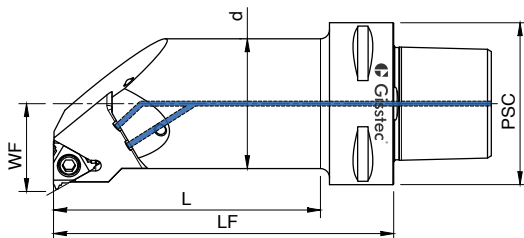
ISO 26623-1 Polygonschaft (PSC)










Innenkühlung
Internal Cooling

Bestell-Nr. Order No.	Abmessungen Dimensions			Wendeschneidplatte Insert	Kniehebel Lever	Kniehebelschraube Lever Screw	Unterlegplatte Shim	Innensechskant Schlüssel Allen Key	Schlüssel Key	Spritzdüse Nozzle
	PSC	LF	WF							
GC40.SER/L.16	40	50	27							
GC50.SER/L.16	50	60	35	16ER/L	6212021	6212046	6212065	6212082	6212091	6212112
GC63.SER/L.16	63	65	45							

ISO 26623-1 Polygonschaft (PSC)

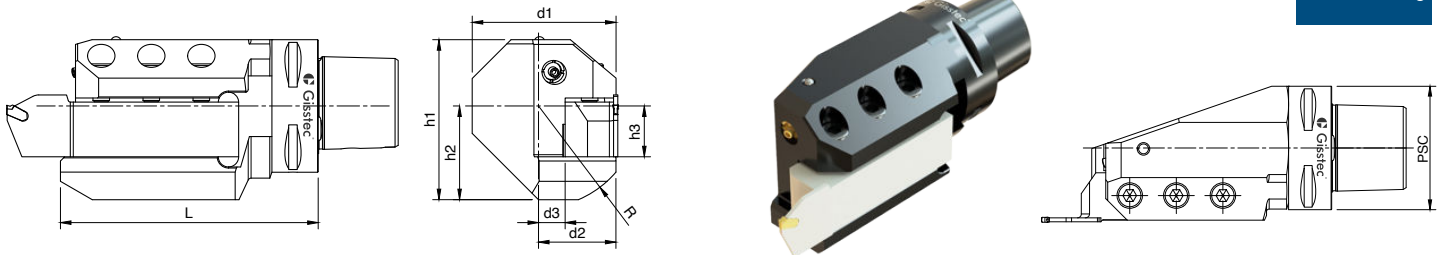


Innenkühlung
Internal Cooling

Bestell-Nr. Order No.	Abmessungen Dimensions						Wendeschneidplatte Insert	Spannschraube für Wendeplatte Insert Screw	Unterlegplatte Shim	Schraube für Unterlage Shim Screw	Innensechskant Schlüssel Allen Key	Schlüssel Key	Spritzdüse Nozzle
	PSC	LF	L	WF	d	D							
GC40.SIR/L.16-60	40	60	38	14	20	33							
GC40.SIR/L.16-70	40	70	48	17	25	33							
GC40.SIR/L.16-90	40	90	69	22	32	40							
GC50.SIR/L.16-70	50	70	47	17	25	33							
GC50.SIR/L.16-90	50	90	68	22	32	33	16IR/L	6212021	6212047	6212065	6212082	6212091	6212112
GC50.SIR/L.16-105	50	105	84	27	40	40							
GC63.SIR/L.16-75	63	75	48	17	25	33							
GC63.SIR/L.16-90	63	90	64	22	32	33							
GC63.SIR/L.16-105	63	105	80	27	40	40							

ISO 26623-1 Polygonschaft (PSC)

Innenkühlung
Internal Cooling



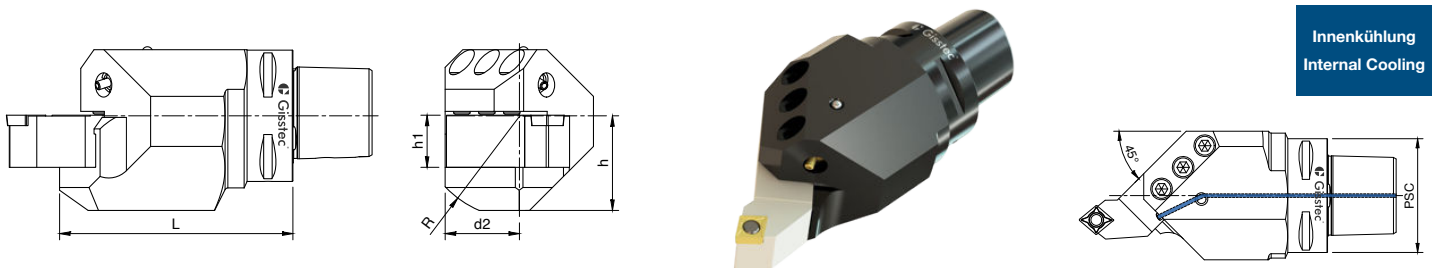
Bestell-Nr. Order No.	PSC	L	d1	d2	d3	h1	h2	h3	R	bar	kg
GC40.QSHR/L.23104.16	40	104	43,5	23	7	50,5	30	16	32	150	1
GC50.QSHR/L.095.20	50	95	55.5	30	27	69	37	20	42.5	150	1,6
GC63.QSHR/L.105.20	63	105	63.5	30	35	69	37	20	42.5	150	2,3
GC63.QSHR/L.122.25	63	122	70.0	38	45	78	46	25	50	150	2,9
GC80.QSHR/L.122.25	80	122	80.0	40	45	86	46	25	51.5	150	4,3

Innenkühlung
Internal Cooling



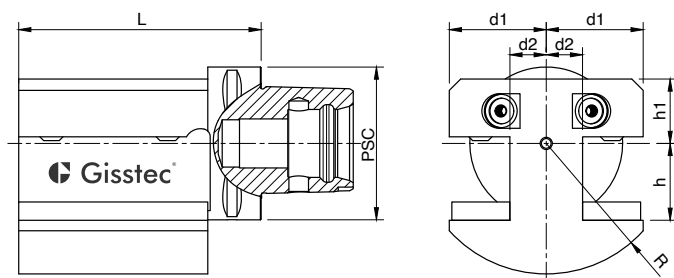
Bestell-Nr. Order No.	PSC	L	L1	d1	d2	h	h1	R	bar	kg
GC40.QSHA.25046.16	50	46	30	40	20	32	16	37	150	0,6
GC50.QSHA.065.20	50	65	45	64	32	37	20	42.5	150	1,4
GC63.QSHA.080.25	63	80	50	64	32	46	25	50	150	1,8

Innenkühlung
Internal Cooling

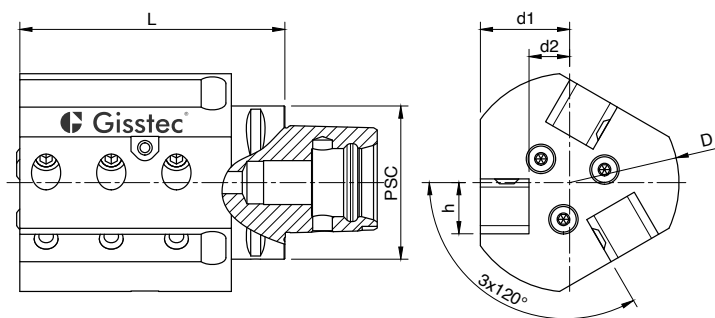


Bestell-Nr. Order No.	PSC	L	d2	h2	h1	R	bar	kg
GC50.QSHR/L45.085.20	50	85	32	37	20	42.5	150	1,6
GC63.QSHR/L45.114.25	63	114	36	46	25	50	150	2,2
GC80.QSHR/L45.135.32	80	135	40	46	32	55	150	6,8

ISO 26623-1 Polygonschaft (PSC)

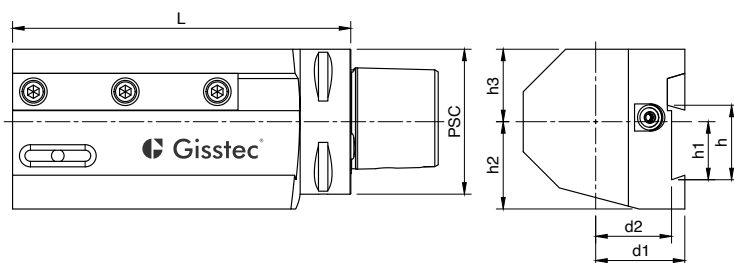


Bestell-Nr. Order No.	PSC	L	d1	d2	h	h1	R
GC63AX25/32	63	110	40	15	25/32	26.5	55



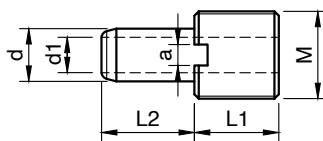
Bestell-Nr. Order No.	PSC	L	d1	d2	h	D
GC63AT20R	63	110	36	16	20	90
GC63AT20L	63	110	36	16	20	90

Axial Abstechmeißelhalter
Axial Toolholder for cut off Tools



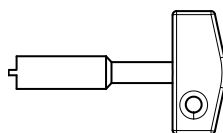
Bestell-Nr. Order No.	PSC	L	d1	d2	h	h1	h2	h3
GC50-SCAR26R/L-IC	50	115	33	27	26	21,4	34	30
GC63-SCAR26R/L-IC	63	115	40	34	26	21,4	34	31,5
GC63-SCAR32R/L-IC	63	150	40	34	32	25	38	32

Kühlmittelrohr für Polygon-Aufnahme
Coolant Tube for Polygon Shank



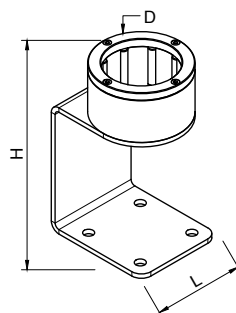
Bestell-Nr. Order No.	Aufnahmen Shank	L1	L2	d	d1	a	M
GC40.20.205	C40	12	13,5	6	4	3	M14x1,5
GC50.20.205	C50	14	14,4	7	5	3	M16x1,5
GC63.20.205	C63	15	15,7	8	6	3	M20x2
GC80.20.205	C80	15	16,6	10	8	3	M20x2

Schlüssel für Kühlmittelrohre
Key for Coolant Tubes



Bestell-Nr. Order No.	Aufnahmen Shank
GC40.20.202	C40
GC50.20.202	C50
GC63.20.202	C63
GC80.20.202	C80

Montageblock
Assembly Block



Bestell-Nr. Order No.	Abmessungen Dimensions	D	L	H
228.04.140	C40	40	100	160
228.04.150	C50	50	100	160
228.04.163	C63	63	100	160
228.04.180	C80	80	150	240

Ersatzteile Spare Parts

Bestell-Nr. Order No.	Bezeichnung Product Name
6212001	Pratze 1
6212003	Pratze 2
6212032	M6x20 Pratzenschraube
6212041	Unterlegplatte für DNM...1506xx
6212045	Unterlegplatte für DCM...11T3xx
6212043	Unterlegplatte für CNM...1204xx
6212042	Unterlegplatte für VNM...1604xx
6212040	Unterlegplatte für WNM..0804xx
6212044	Unterlegplatte für CCM...1204xx
6212046	Unterlegplatte für B(VC)M..1604xx
6212047	Unterlegplatte für 16ER/L, 16IR/L
6212060	M5x12 Schraube für Unterlegplatte
6212062	M5x12 Schraube für Unterlegplatte
6212068	M4,5x13 Schraube für Unterlegplatte
6212065	M3,5x11 Schraube für Unterlegplatte
6212066	M3,5x8 Schraube für Unterlegplatte
6212067	M4,5x8 Schraube für Unterlegplatte
6212020	M4,5x16 Spannschraube
6212021	M3,5x14 Spannschraube
6212022	M3,5x8 Spannschraube
6212023	M4,5x12 Spannschraube
6212024	M3,5x11 Spannschraube
6212010	Kniehebel 1
6212011	Kniehebel 2
6212033	M8x19 Kniehebelschraube
6212063	Feder 1
6212064	Feder 2
6212100	O-Ring
6212110	M10 Spritzdüse
6212112	M4 Spritzdüse
6212080	SW3 Innensechskantschlüssel
6212082	SW3,5 Innensechskantschlüssel
6212081	SW4,5 Innensechskantschlüssel
6212091	T15 Torx-Schlüssel
6212090	T20 Torx-Schlüssel
6212002	Pratze 3
6212111	M8 Spritzdüse
6212030	M5x20 Spannschraube



Gisstec GmbH

Fertigung / Factory
Daimlerstr. 8
72818 Trochtelfingen
Germany

Showroom | Vertrieb | Logistik
Steinbeisstr. 12
73730 Esslingen am Neckar
Germany

+49 7124 3849 890
info@gisstec.com
www.gisstec.com